





2023 Solid Waste & Recycling Annual Report





Content

INTRODUCTION 3

NATIONAL UPDATES..... 3

STATE UPDATES 3

DUPAGE COMMUNITY WASTE & RECYCLING SURVEY RESULTS 4

RECYCLING..... 4

RECYCLING EVENTS 6

MEDICATION..... 6

HOUSEHOLD HAZARDOUS WASTE (HHW) 6

SIGN RECYCLING EVENT 6

ELECTRONICS..... 7

FOOD SCRAP COLLECTION & COMPOSTING..... 7

CONTRACT DETAILS 8

SUMMARY..... 8

APPENDIX A..... 9

APPENDIX B 10-11

INTRODUCTION

The 2023 DuPage Waste & Recycling Annual Report is generated as part of the County's role to fulfill the requirements set forth in the {Illinois} Solid Waste Planning & Recycling Act (415 ILCS 15/). The Act tasks counties with planning for disposal capacity, the management of solid waste and reducing municipal solid waste generation. DuPage County's work in this area includes measuring composting, recycling, and waste generation rates on an annual basis. The County also assesses the activities at the state and national level in order to effectively implement these tasks.

NATIONAL UPDATES

Over the last decade, local, state, and national governments have been fighting to get past the recycling plateau with more products and packaging created every year out of new resources. It is difficult for the recycling industry to keep up with all the items placed into the market. Across the country there are efforts with legislation such as bans on plastic bags and products to Extended Producer Responsibility (EPR) that aim to divert waste not only downstream, but upstream at the source.

Grant programs and tax credits from the US Environmental Protection Agency covered a wide variety of areas in 2023. The passage of the Inflation Reduction Act and Bipartisan Infrastructure Law provided the EPA with over \$100 billion towards combating climate change in addition to expanding and extending related tax credits¹. This saw a notable investment in recycling infrastructure and education with the Solid Waste Infrastructure for Recycling Grant Program and the Consumer Recycling Education and Outreach Grant Program with grants starting to be awarded in 2023.

In addition to funding, the EPA also drafted the "National Strategy to Prevent Plastic Pollution" which includes actions to limit the release of plastic into the natural environment by 2040². The strategy includes three objectives: A. Reduce pollution during plastic production; B. Improve post-use materials management; C. Prevent trash and micro/nanoplastics from entering waterways and remove escaped trash from the environment.

STATE UPDATES

At a state level, EPR legislation came into effect for medication³ and was passed for paint⁴. This puts the costs on the producers to manage these programs freeing up much needed funds in county, municipal, and state budgets. For medication this will provide a safe and convenient outlet offering both mail-back and drop-off options allowing all residents access for free across the state. This keeps unwanted/expired medications out of the home and the environment where it can harm ecosystems.

¹ <https://www.epa.gov/system/files/documents/2023-12/epa-bil-ira-program-overview-flyer.pdf>

² <https://www.epa.gov/circulareconomy/draft-national-strategy-prevent-plastic-pollution>

³ <https://epa.illinois.gov/topics/waste-management/waste-disposal/medication-disposal.html>

⁴ <https://epa.illinois.gov/topics/waste-management/waste-disposal/paint.html>

The Paint Stewardship Act will provide free recycling options for residents and certain commercial entities. The program will begin January 1, 2025. Participation in the program is voluntary for retailers but the product stewardship organization will have to meet minimum collection site requirements.

DUPAGE COMMUNITY WASTE & RECYCLING SURVEY RESULTS

DuPage County requests annual waste and recycling information from all communities in addition to the three townships that franchise for the collection. This report contains data from January 1, 2023 - December 31, 2023, collected through a waste and recycling survey. Thirty communities responded to the survey representing 248,096 single family homes. Table 1 provides a summary of those responses. Of note in the report is that this year the County differentiated the diversion from landfills rate from the recycling rate which is becoming a more standard method of measuring the various waste streams. Previously, landscape waste and recycling were added together to calculate a “recycling rate”, now this report will reflect this rate as “diversion”.

Table 1 below reports the curbside waste, recycling and landscape waste generation information that was reported to the County. Items that are collected as part of a special event are included separately.

Table 1: Curbside and Waste Collection in Tons from 2023 Survey

Municipalities	Refuse collected in tons	Landscape Waste collected in Tons	Recycling collected in tons
30	227,228.14	32,778.35	77,503.75

The recycling rate has been calculated by dividing the recycled tonnage by the total waste tonnage. The diversion rate is calculated by dividing the recycled tonnage and landscape waste by the total waste tonnage. The average recycling rate based on the respondents is 23% with a diversion rate of 33%. Two municipalities exceeded a 40% recycling rate.

RECYCLING

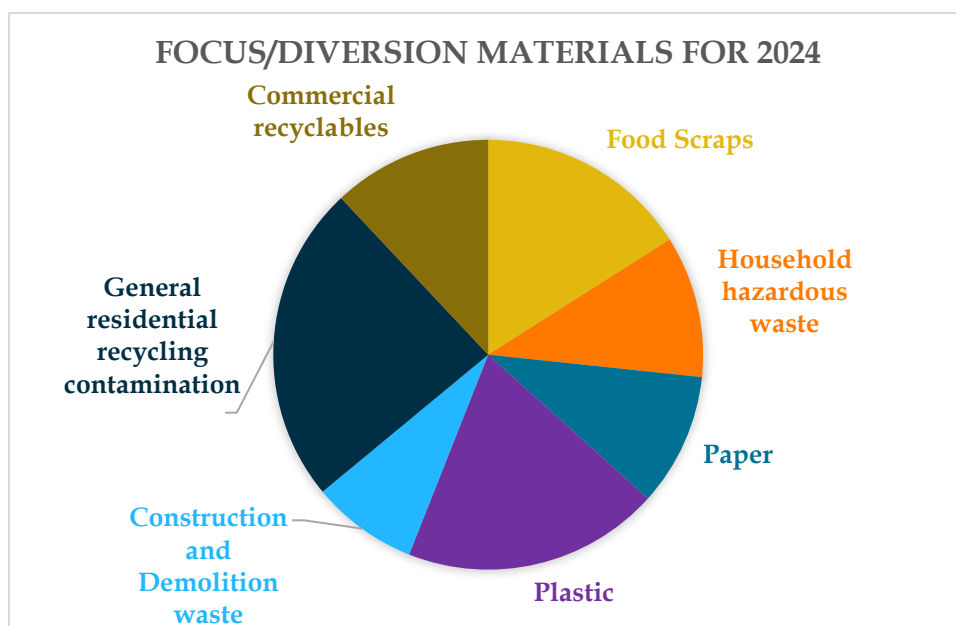
With new materials consistently coming to market, it is important for haulers and local governments to provide education and outreach to residents to improve recycling. As a part of this report, communities are surveyed to identify what educational material is offered in their contract. Sixty-seven percent of communities responded that their waste hauler provided educational material to the residents; sixteen had a dedicated flyer or a printed list of acceptable material and eleven communities reported that their hauler provided a dedicated website.

In 2023, the County worked on educational recycling media in the form of 30-second videos that were posted on the County’s YouTube channel and shown at movie theaters. This effort resulted in 34,100 views on the YouTube channel educating residents on topics such as batteries, geothermal, medication, and more.

The County also provides and continually updates webpages for events, electronics and textile recycling, and a non-curbide/drop off recycling guide. From January 1, 2023 – December 31, 2023, the County’s online recycling guide recorded a total of 22,488 unique pageviews and the electronics webpage recorded 27,536 unique pageviews. There was an increase of over 7,000 pageviews showing residents are looking at where they can recycle items that cannot be recycled in a curbside container.

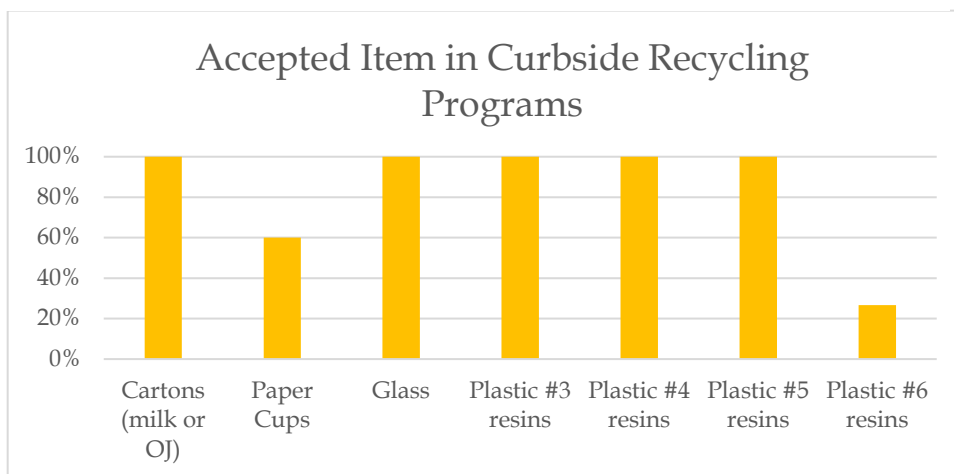
The survey to communities also solicited their priorities in the waste and recycling sector. Contamination and plastic continue to be an issue for communities for the third consecutive year. Food scraps ranked the third highest priority area. The momentum around food waste is consistent with the national level as U.S. EPA’s increased focus due to climate impacts when landfilled. US EPA estimates 66 million tons of food waste was generated and “most of this waste (about 60%) was sent to landfills”⁵.

Figure 1: Summary Responses 2023 Annual Waste and Recycling Survey



Curbside recycling programs may differ in what is accepted and what cannot be accepted. The communities are also asked this question in the survey. The differences are illustrated in Figure 2. Paper cups were a new addition to the survey. The cups were accepted in 18 communities.

Figure 2: Accepted Material Survey Responses



⁵ <https://www.epa.gov/sustainable-management-food/sustainable-management-food-basics#sources>

RECYCLING EVENTS

In addition to curbside waste and recycling, municipalities also provided opportunities to recycle specific items not accepted in curbside recycling bins. There were twenty-five communities that held recycling events in 2023. This was an increase of 10 additional events from 2022. The County assisted with document shredding events by providing partial funding for 13 community events. The County's Division of Transportation worked with the Illinois EPA as a collection site for waste tires generated by local governments. The Illinois EPA provided a registered tire recycler, and more than 790 tires were recycled from 12 local government entities.




MEDICATION

With the implementation of the Illinois Drug Take Back Act (IL HB 1780), the HOPE Task Force and the DuPage County Health Department were able to transfer collection and disposal responsibility to the Illinois EPA's program. The Rx Box program collected 17,667 pounds of medication for safe disposal through November 30, 2023. The Agency is working with Inmar and Med-Project and has set up drop off locations throughout the County in addition to a free mail back option.

HOUSEHOLD HAZARDOUS WASTE (HHW)

The Household Hazardous Waste Facility accepts chemical waste from any resident in the State of Illinois. The County has been a funding partner of the facility since 1990 and contributes \$100,000 toward the operations of this facility. There are five permanent HHW facilities in Illinois, four of these are in the northern region of the state and one in Madison County which opened in late 2021.



The City of Naperville ("City") provided that 10,520 vehicles visited the site and collected 122,156 gallons of waste between January and October. The City is transitioning to an electronic tracking system and all data was not available at the time of this publication.

SIGN RECYCLING EVENT

A sign recycling event was held in the spring. Corrugated plastic and cardboard signs were accepted along with the metal stands. The total volume of recyclables collected was 40 cubic yards. All items were recycled at no cost to the participant.



ELECTRONICS

A new electronics recycling site was added to in 2023, Lisle Township. They are collecting electronics, textiles, books, scrap, and other hard to recycle items. The County partnered with thirteen entities to collect and recycle electronics under the Consumer Electronics Recycling Act. There was a 6% increase in total pounds collected compared to 2022 (see Table 2). Vehicle counts for the two weekday sites reported that 17,648 cars utilized the drop off sites, which is a decrease of 582 cars compared to the 2022 total. The County's recycler, eWorks moved its operations to Wheeling, IL and has closed down the drop off location at their previous location in Elk Grove. The relocation may impact collection data in 2024. In addition, 19 communities offered curbside collection of electronics in their hauling contracts. This resulted in an additional 43,323 pounds of electronic material being recycled.



Table 2: 2023 DuPage County Partner Electronics Recycling Collection

Partner Location	Total Collected in 2023 (lbs.)
Addison Township (3/year)	26,939
Bloomington Township (3x/year)	42,508
Burr Ridge Mon-Fri	184,271
Carol Stream (one-day event)	13,853
Elk Grove (Former eWorks site) Mon-Fri	180,425
Elmhurst (quarterly)	57,666
Glendale Heights (one-day event)	5,366
Lisle (quarterly)	59,924
Lisle Township (Mon-Fri)	27,341
Naperville (Mon-Fri)	438,787
Westmont (3x/year)	44,447
Wheaton (1x/month)	170,203
Woodridge/Christ the Servant	23,144
TOTAL	1,274,874

FOOD SCRAP COLLECTION & COMPOSTING

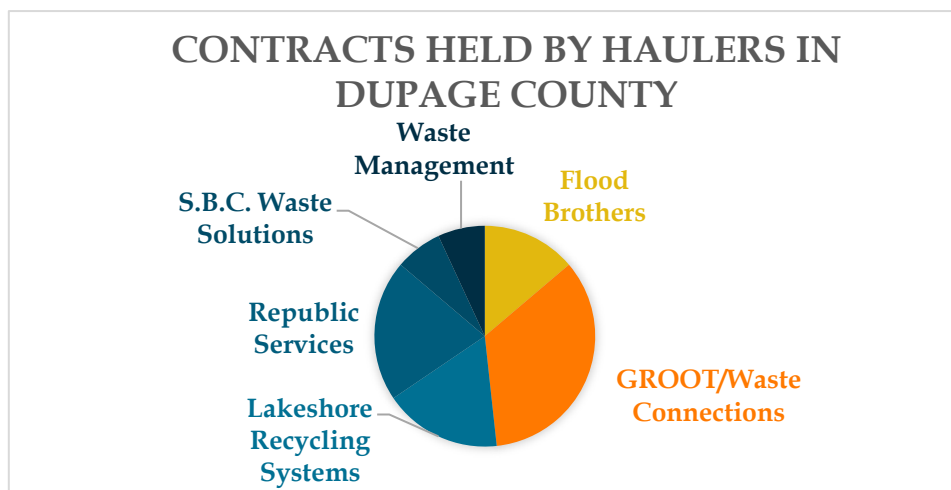
Food scrap collection has plateaued after growth in prior years but as seen in Figure 3, interest in this topic is still significant. Seventeen communities responded that residential curbside food scrap collection is offered through their waste hauling program which is an increase of one from 2022. Food scraps are often collected with landscape waste (usually called “ride along”), so weights are included in the reported landscape totals and recycling calculations. The following communities are accepting food scraps for composting: Bensenville, Bloomington, Carol Stream, Clarendon Hills, Darien, Downers Grove, Elk Grove, Elmhurst, Glen Ellyn, Hinsdale, Lisle, Lombard, Naperville, Warrenville, Westmont, Wheaton, and Winfield.

CONTRACT DETAILS

As reflected in Figure 3, there are six main companies holding contracts with DuPage communities. Additional haulers operate in unincorporated areas where there are no franchise agreements in place.

Appendix B highlights specific contract details including services provided and pricing.

Figure 3: Identified hauler for each community respondent.

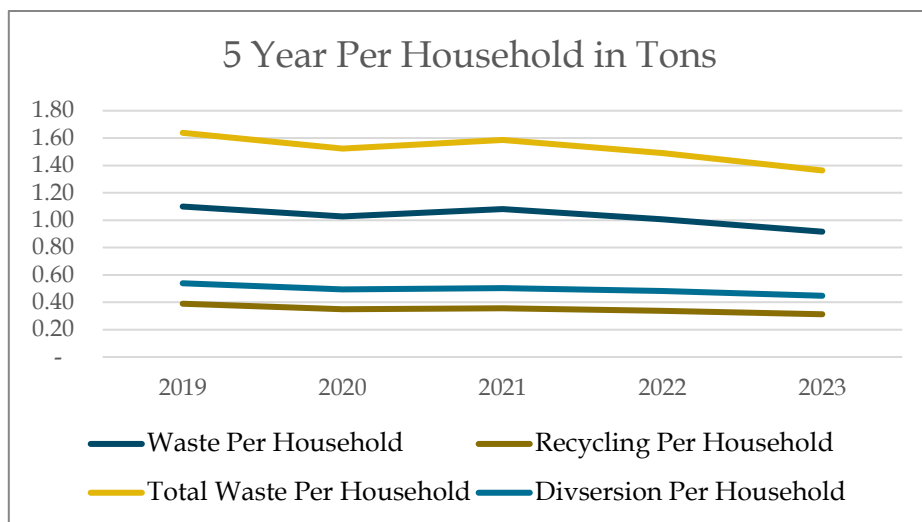


SUMMARY

DuPage County's recycling and diversion rates have remained consistent with an average recycling rate for 2023 of 23% and diversion rate of 33%. As noted earlier in this report, DuPage County previously reported what is now known as the "diversion rate" as the "recycling rate". Distinguishing "recycling" rate from "diversion" enables the County to estimate items going to material recycling facilities versus for composting when presenting metrics.

Figure 4 displays the per household totals calculated from the percentage of households in DuPage County that were represented in responses. The data reflects that waste on a per household basis has dropped slightly from 1.49 tons per household per year in 2022 to 1.36 in 2023.

Figure 4: 5-yr compiled data from annual community surveys.



For 2024, the County plans to continue its outreach and education on recycling contamination and waste reduction. DuPage County is a partner with the regional effort to increase outreach and create cohesive messaging.

APPENDIX A

	Waste	Recycling	Landscape Waste	Total Recycling	Total Waste	Recycling Rate	Diversion Rate
<i>Addison</i>	10,499.2	2,701.1	1,681.26	4,382.3	14,881.5	18%	29%
<i>Bartlett</i>	11,822	3,421	1,388	4,629	16,451	20%	28%
<i>Bensenville</i>	5,080	1,137	800	1,937	7,017	16%	28%
<i>Bloomington</i>	6,586	2,449	823.7	3,272.7	9,858.7	25%	33%
<i>Burr Ridge</i>	3,756.2	1,197.6	390.9	1,588.6	5,344.8	22%	30%
<i>Carol Stream</i>	10,283	2,574	1,934	4,508	14,791	17%	30%
<i>Clarendon Hills</i>	2,124	868	403.7	1,271.3	3,395.3	26%	37%
<i>Darien</i>	5,954.6	2,311.2	793.6	3,104.7	9,059.3	26%	34%
<i>Vil of Downers Grove</i>	11,718.7	4,953	1,728.4	6,681.4	18,400	27%	36%
<i>Elk Grove Village</i>	9,911	2,613	758	3,371	13,282	20%	25%
<i>Elmhurst</i>	12,651.6	4,626.2	1,437.4	6,063.6	18,715.2	25%	32%
<i>Glen Ellyn</i>	5,819.7	2,593.4	1,367.8	3,961.2	9,780.9	27%	40%
<i>Glendale Heights</i>	8,330.2	2,226.3	868.4	3,094.7	11,424.9	19%	27%
<i>Hanover Park</i>	10,237	2,286	631	2,917	13,154	17%	22%
<i>Hinsdale</i>	5,301.5	1,909.9	482.8	2,392.6	7,694.1	25%	31%
<i>Itasca</i>	2,971.6	835.7	538.3	1,374	4,345.56	19%	32%
<i>Vil of Lisle</i>	3,964	1,882	1,076	2,958	6,922	27%	43%
<i>Lombard</i>	10,220	3,516	1,772	5,288	15,508	23%	34%
<i>City of Naperville</i>	37,841	13,559	8,450	22,009	59,850	23%	37%
<i>Oakbrook Terrace</i>	635.8	234.5	77	311.47	947.25	25%	33%
<i>Roselle</i>	6,950.8	2818.1	358.8	3,176.9	10,127.7	28%	31%
<i>Villa Park</i>	3,835.5	1,196.7	433.1	1,629.7	5,465.3	22%	30%
<i>Warrenville</i>	3,460.8	1,318.3	600	1,918.3	5,379.1	25%	36%
<i>West Chicago</i>	5,804.3	2,574.9	547.7	3,122.7	8,927	29%	35%
<i>Westmont</i>	5,068	1,592	852.8	2,444.8	7,512.8	21%	33%
<i>Wheaton</i>	10,868	4,946	1,050.1	5,996.1	16,864.1	29%	36%
<i>Willowbrook</i>	1,429.3	518.9	205.8	724.7	2,154	24%	34%
<i>Winfield</i>	3,960	1,175	759.4	1,934.4	5,624.4	21%	34%
<i>Woodridge</i>	6,136.9	2,608.6	780.9	3,389.6	9,526.4	18%	36%
<i>Wood Dale</i>	4,277.6	1,041.4	545.9	1,587.4	5,864.9	27%	27%
Average	7,574.3	2,583.5	1,117.9	3,701.3	11,275.6	23%	33%
Total	227,228.1	77,503.8	33,536.4	111,040.1	338,268.2		

APPENDIX B

Appendix C - Municipality Contract Spreadsheet
DuPage County Solid Waste & Recycling 2023

Community Name	Contractor	Program Type	Monthly Refuse Rate	Contract Expiration	Senior Rate	Landscape Waste	Landscape waste Specifics	White Goods	Bulk Items	Composting	Special Collections	Notes	Comments
Addison	Republic	Flat	\$53.76	2028	Y	April - November 30th	30-33 gallon, Sticker Decal No Charge	\$30.00/item	\$25/ yd	Y	\$25/ yd	Composting Prices: 65 gal - \$14.68 95 gal - \$21.60 2 cu-yd dumpster - \$86.40	
Aurora	GROOT	Hybrid	35-gal \$11.94 65-gal \$15.38 95-gal \$22.10	2027	Y	April - November (1st Fri)	30 gal Kraft yard bag, need sticker \$2.75	1 sticker/item	1 sticker/item	N	Call for pricing		
Barlett	GROOT	Flat	\$22.27	2024	Y	April - November 30th	Stickers \$2/bag	Included	Included	N		E-waste accepted	
Batavia	GROOT	Hybrid	35-gal \$17.42 65-gal \$22.30 95-gal \$24.38	2028	Y	April - November	Sticker \$3.12	1 sticker	1 sticker	Y	Call for pricing	E-Waste accepted/ Organics with Yard Waste	
Bensenville	Republic	Flat	\$26.49	2026	Y	April - November 5th	Garbage container 33 gal or Kraft bag- need Yard Waste decal	Included	Included	N	\$21.95/Cu Yd		
Bloomington	SBC Waste Solutions	Flat	\$19.70	2026	Y	April - November 30th	Can 34 gal or Kraft 33 gal bag - \$2.85/Sticker	Included	Call for pricing	N		E-Waste collected upon request 1 day per month	
Bolingbrook	Flood Brothers	Flat	\$21.67	2029	N	April - December	33 gal bag Kraft bag - included	Included	Included	N			
Burr Ridge	GROOT	Flat	\$19.91	2029	Y	April - December 15th	Included	\$29.56/item	Included	N			
Carol Stream	Flood Brothers	Flat	\$21.88	2024*	Y	April-November	Stickers, \$1.32/bag for leaves and \$2.45/bag for yard waste	Included	\$5.69/item	N	\$21.63/Cu Yd (2 yd minimum)		
Clarendon Hills	Lakeshore Recycling Systems	Flat	\$20.49	2025	Y	April-December	\$3/bag or \$163.91/season totter curbside pickup	Included	1 item/wk	Y	\$15.00/Cu Yd (2 yd Minimum)	Composting no additional charge. Part of yard waste. Bi-annual curbside E-Waste charge: \$5.55/per month	
Darien	Lakeshore Recycling Systems	Flat	\$22.00	2027	Y	April-December	Included WITH option for renting 65 or 95 gallon cart \$3.00 monthly	\$26.27/item	1 item/wk	Y	\$15.75/Cu Yd	Composting no additional charge. Part of yard waste. 2 e-waste home collections provided	
Downers Grove	Republic	Hybrid	35-gal \$19.96 65-gal \$22.72 95-gal \$29.73	2026	N	April-December	Stickers \$4.44/bag OR Purchase Cart for the season	1 sticker/50 lbs	1 sticker/50 lbs.	Y	\$20.00/yd**3	Composting: Can rent additional garbage cart or buy 33-gal, clearly labeled yard waste bag.	
Downers Grove Township	GROOT	Other	See Other	2024*		April - November							
Elk Grove Village	GROOT	Flat	\$21.69	2029	Y	April - December 15th	Kraft Bags, max 33 gal - Sticker \$3 or Cart \$175 annually	\$50.00/item	Included	N		2 E-Waste items weighing less than 50 pounds per home each week on an appointment basis. Items that exceed 50 pounds will require a fee.	
Elmhurst	Republic	Hybrid	35-gal \$19.60 65-gal \$20.41 95-gal \$26.31	2026	N	April - November 30th	Kraft Bag - Sticker \$4/bag	2 stickers/item	1 sticker/item	Y		Compost: \$19.00/mo	
Glendale Heights	Republic	Flat	\$27.13	2025	N	April - November	Included	Included	Included	N		E-waste every 2nd regularly scheduled collection day of the month with at least one day prior notice	
Glen Ellyn	GROOT	Hybrid	35-gal \$14.03 65-gal \$18.54 95-gal \$21.18	2024*	Y	April - November 30th	Yard Waste \$3.09/bag and leaf \$1.86/bag	1 sticker/item	1 sticker/item	Y		Composting Prices: 35 gal - \$13.65 gal- \$15.11; 95 gal- \$18.81	
Hanover Park	GROOT	Flat	\$23.77	2025	Y	April - November 25th	Stickers \$3.11, waste cart \$31.60	\$43.71/item		N	\$28.96/Cu Yd	Leaf pickup free in November	Free Electronics Recycling of 2 items

APPENDIX B

Hinsdale	Republic Services	Hybrid	65-gal \$23.35 95-gal \$26.01	2026	Y	April - November	32 gal Kraft bag or 54 gal container - Sticker \$4.02/bag	2 stickers	2 stickers/item	Y	Composting Prices: 65 gal- \$21.75/month, 95 gal- \$27.78/month
Itasca	Republic Services	Flat	\$11.75	2025	N	April - November	Included	Included	Included	N	
Lemont	Waste Management	Flat	\$28.63	2025	Y	April-November 30th	May rent 96 gal cart \$4.00/mo OR purchase for \$105	Included	Included	N	Subject to fee
Lisle	Lakeshore Recycling Systems	Hybrid	35-gal \$24.10 65-gal \$25.15 95-gal \$27.83	2028	N	Mid-March-November	Stickers \$3.95/bag	5 stickers/item	5 stickers/item	Y	Composting 65g - \$131.33/season; 95g - \$157.59/season E-Waste 5 stickers/item
Lisle Township	Lakeshore Recycling Systems	Other		2024*	Y	April - December	Stickers \$4.30/bag		2 stickers/item		Unlimited Program includes Unlimited weekly yard waste, 1 white good, and 1 bulk item.
Lombard	Waste Management	Hybrid	35-gal \$14.54 65-gal \$18.10 95-gal \$21.87	2029	N	April - November	Stickers \$2.88/bag	\$40.00/pick-up	\$20/pick-up	Y	\$25.00/Cu Yd Composting - \$147.29/yr
Naperville	GROOT	Flat	\$14.85	2029	N	March - December	Stickers \$2.75/bag / free weekly pickup Nov. 7- second wk of Dec.	Included	Included	Y	Composting - 64g - \$185/year; 96g - \$225/year E-Waste: \$35 bundle
Naperville Township	GROOT	Flat	\$21.43	2024	Y	April - December	Stickers \$2.14/bag	Call GROOT	1 item/wk free		
Oakbrook	Flood Brothers	Flat	\$21.25	2024*	N	April - November	Stickers \$2.65/bag	Included	Included	N	Offers curbside e-waste collection for certain items. Must call to schedule and fee applies.
Oakbrook Terrace	Flood Brothers	No Charge		2029	N/A	April-December	Included	Included	Included	N	\$35/up to 3 cu yd No Cost, but any additional container need \$2.00 refuse sticker
Roselle	Flood brothers	Flat	\$20.92	2025	Y	April - November	Sticker \$2.45/bag, \$207.65/cart	Call Flood Brothers	Included	N	\$25.00/ Cu Yd E-Waste \$25 up to 6 items. HHW \$25 up to 6 items
Villa Park	Lakeshore Recycling Systems	Flat	\$24.72	2028	N	April - November	Bag or container - Sticker \$3.00	Call LRS	Included	N	\$30.00/ cu yd
Warrenville	GROOT	Flat	\$16.92	2026	Y	April - November 30th	Sticker \$2.91 or Container \$196.27/season	\$35.00	1 item/wk free	N	\$35.00/Cu Yd (2 yd Minimum, 1st yd free) Additional bulk items will require 5 prepaid yard waste stickers
West Chicago	GROOT	Hybrid	35-gal \$15.00 95-gal \$21.33	2024*	Y	April - November	Sticker \$2.59 or subscription \$225.11/Annual	10 stickers/item	1 sticker/item	N	
Westmont	Waste Management	Flat	Bi-monthly \$35.94	2024	Y	April-November 30th	Stickers \$3.74	Call WM	Call for pricing	Y	1 yard waste sticker for 52-gallon container under 45 lbs. OR resident may rent 64/96-gallon organics tote \$142.80/year
Wheaton	Lakeshore Recycling Systems	Other	35 gal/tip: \$3.17 65 gal/tip \$4.47 95 gal/tip \$5.31	2024*	N	April - December	Stickers \$3.05	10 stickers/item	5 stickers/item	Y	E-waste available; composting with yard waste
Willowbrook	GROOT	Hybrid	35-gal \$17.85 65-gal \$18.93 95-gal \$20.01	2024*	Y	April-December	\$3.24	\$43.08/item	1item/wk	N	\$23.69/Cu yd 2yd*3 of C&D collected/wk
Winfield	SBC Waste Solutions	Other	Sticker \$3.60 Flat Rate \$20.81	2025	Y	April - November	\$3.60	Included		N	Electric, paint, batteries & lightbulb collection
Wood Dale	Flood Brothers	Flat	\$22.07	2027	N	April - November	Included for bags under 4ft in length	Included	Included	N	Free pickup for small amounts of Construction Materials that do not exceed 35 gal and weigh less than 50 pounds.
Woodridge	GROOT	Hybrid	35-gal \$24.50 65-gal \$24.50 95-gal \$28.00	2024*	N	April - December 15th	Sticker \$4.10	\$40.00/item	3 stickers/item	N	E-Waste brown bag of small electronics 5 stickers, TVs or monitors less than 50 pounds.
* - RFP/extension in progress/TBD											

